


Red:


## Travelling to the Supermarket



1. How many people walked to the supermarket? **16**
2. How many people used a car? **29**
3. Which mode of transport was used by 7 people? **Bicycle**
4. Which mode of transport was used by most people? **Car**
5. How many people did NOT travel by bicycle? **71**
6. How many people did NOT travel by bus? **66**
7. What is the difference in the number of people who went by car and the number of people who rode a bicycle? **22**
8. How many more people walked to the supermarket than used the bus? **4**
9. How many people were asked altogether? **78**
10. Can you think of your own question? **Send questions to [year5@monkwickjunior.school](mailto:year5@monkwickjunior.school) we would love to read them.**

Yellow:

## Haircuts

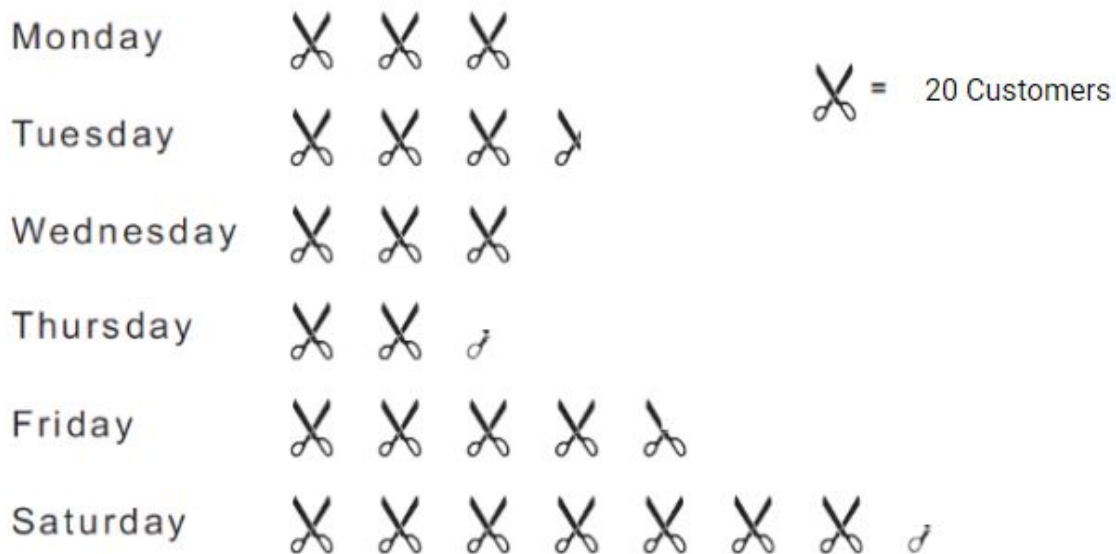


- 1) How many people had their hair cut on Friday? **40**
- 2) How many people had their hair cut on Thursday? **18**
- 3) Which day was the most popular for getting a haircut? **Saturday**
- 4) On which day did 28 people get their hair cut? **Tuesday**
- 5) What is the difference between the most and least popular day? **42**
- 6) How many people did not get their hair cut on Wednesday? **170**
- 7) What is the difference in the number of people who had their hair cut on Friday and those that had their hair cut on Monday? **16**
- 8) Which two days together were more popular - Tuesday and Thursday, or Monday and Friday? **Monday and Friday**
- 9) How many people were asked altogether? **194**
- 10) Can you think of your own question? **Send questions to [year5@monkwickjunior.school](mailto:year5@monkwickjunior.school) we would love to read them.**

Green:

---

## Haircuts



1. How many people had their hair cut on Friday? **95**
2. How many people had their hair cut on Tuesday? **70**
3. Which day was the least popular for getting a haircut? **Thursday**
4. On which day did 45 people get their hair cut? **Thursday**
5. What is the difference between the most and least popular day?  
**100**
6. How many people did not get their hair cut on Wednesday? **415**
7. What is the difference in the number of people who had their hair cut on Friday and those that had their hair cut on Monday? **35**
8. Which two days together were more popular - Tuesday and Thursday, or Monday and Friday? **Monday and Friday**
9. How many people were asked altogether? **475**
10. Can you think of your own question? *Send questions to [year5@monkwickjunior.school](mailto:year5@monkwickjunior.school) we would love to read them.*