

# Summer 2 Week 7 Lesson 2

Can I use subordinating conjunctions?

# Fast Five - Answers are on the next slide.

Correct these year 3/4 spellings:

Acidentily

Diffecult

Posesion

Seperate

# Fast Five - Answers

Correct these year 3/4 spellings:

Acidentily → **Accidentally**

Diffecult → **Difficult**

Posesion → **Possession**

Seperate → **Separate**

# Today we are looking at subordinating conjunctions!

What are subordinating conjunctions and how can they improve our writing?

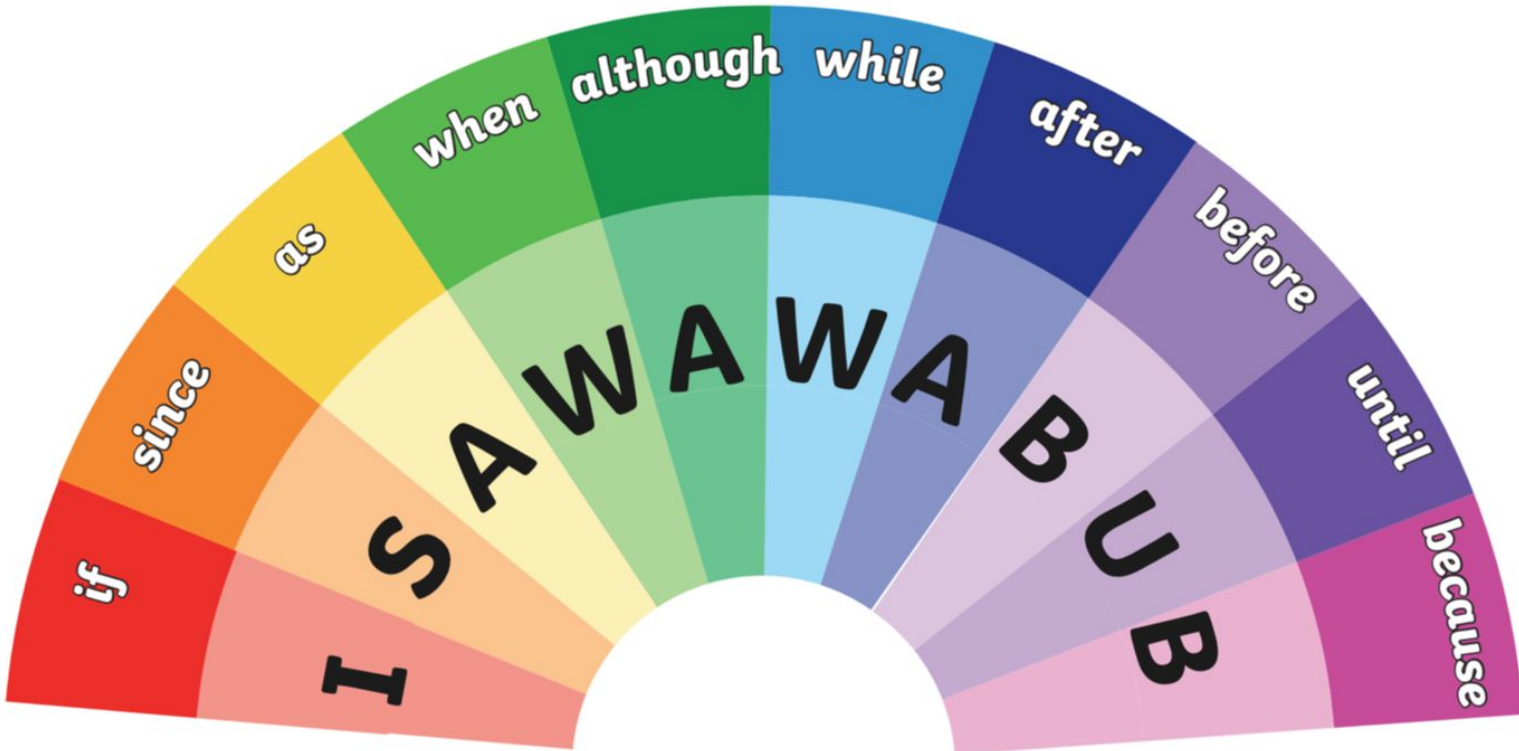


# Today we are looking at subordinating conjunctions!

A subordinating conjunction is a word, or phrase, used to connect two clauses.

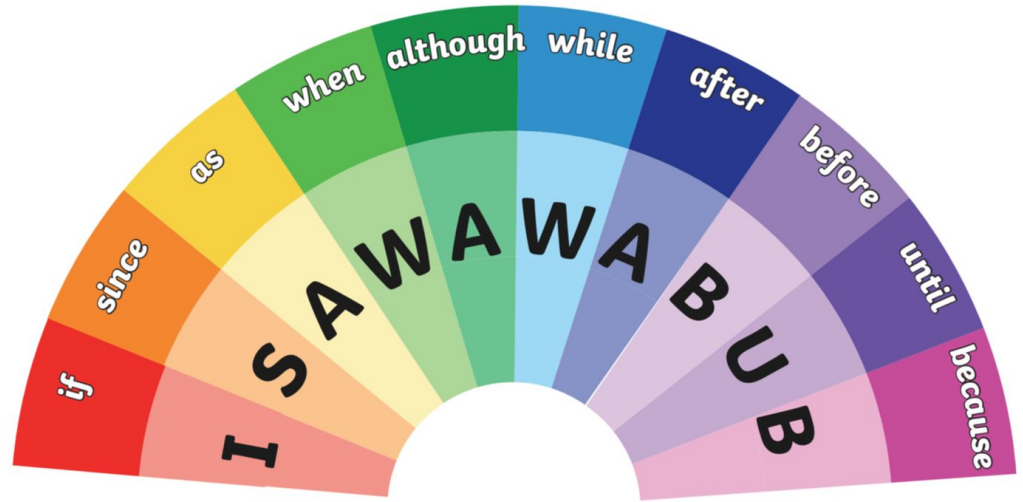
Subordinating conjunctions connect two clauses that have a relationship to each other.

Let's look at some examples of subordinating conjunctions!



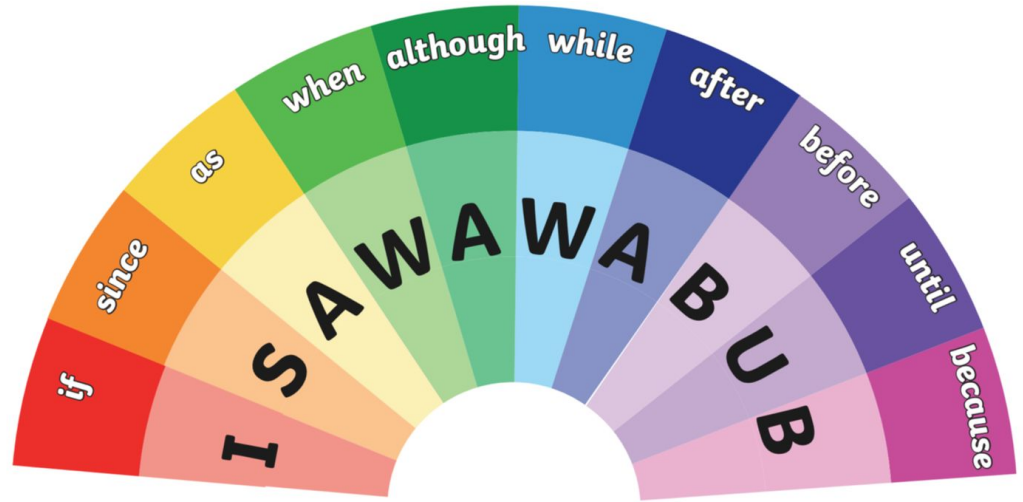
What subordinating conjunction could we use to connect these two clauses?

He was annoyed \_\_\_\_\_ the train had stopped.



What subordinating conjunction could we use to connect these two clauses?

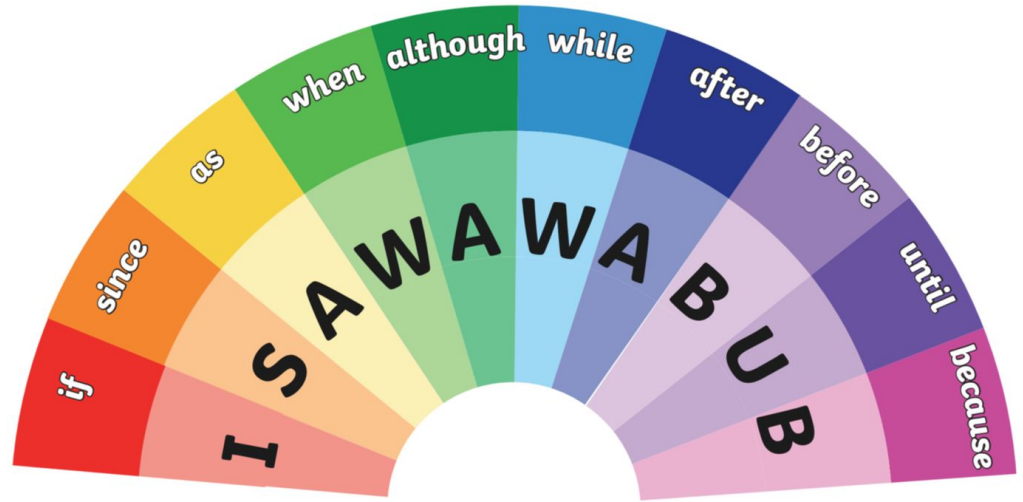
He was annoyed **because** the train had stopped.





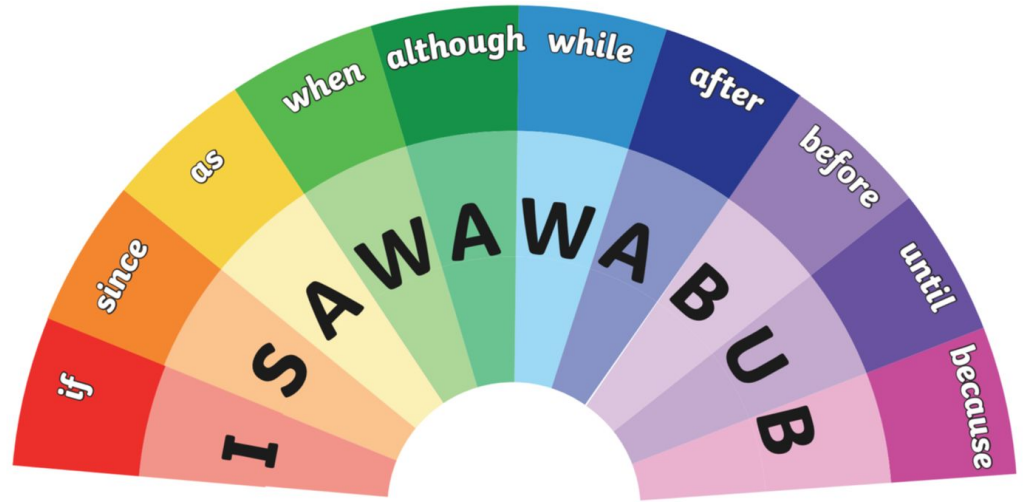
What subordinating conjunction could we use to connect these two clauses?

She jumped for joy \_\_\_\_\_ she saw her friend.



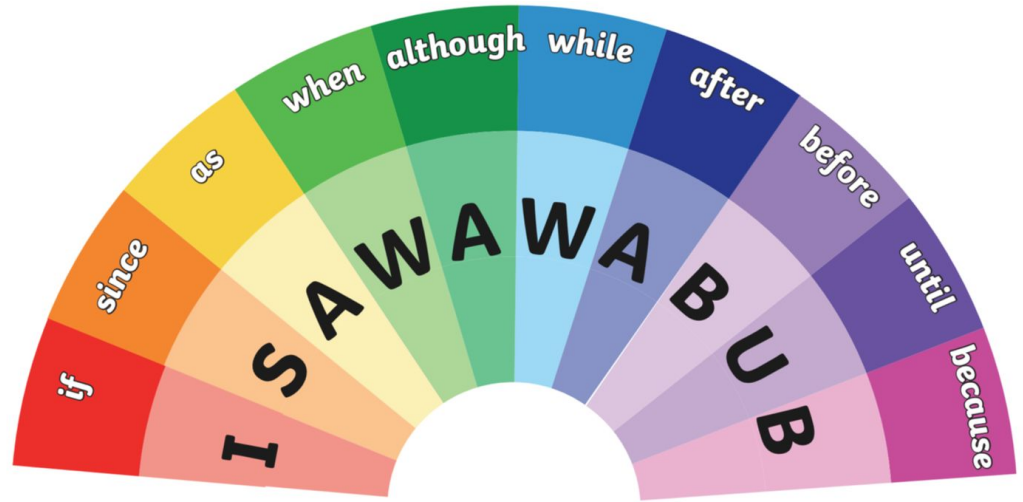
What subordinating conjunction could we use to connect these two clauses?

She jumped for joy **when** she saw her friend.



What subordinating conjunction could we use to connect these two clauses?

Peanut loves to chase Mittens \_\_\_\_\_ she chases him back!



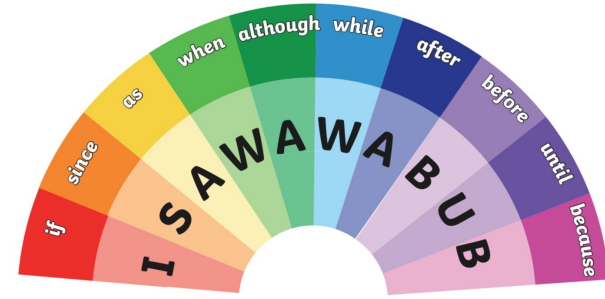
# What subordinating conjunction could we use to connect these two clauses?

Peanut loves to chase Mittens **if** she chases him back!

Peanut loves to chase Mittens **until** she chases him back!

Peanut loves to chase Mittens **because** she chases him back!

Peanut loves to chase Mittens **although** she chases him back!



**Here, we could use different subordinating conjunctions - they each change the meaning to the whole sentence!**

# Activity:

Red - connect the two clauses with a subordinating conjunction so the sentences make sense.

Yellow - Choose subordinating conjunctions and complete the sentences.

Green - Using the pictures for inspiration, write your own sentences using subordinating conjunctions.