

Summer Week 3 - English Lesson 4

Can I use 'show not tell' for
description?

Starter - possible answers are on the next slide!

Think of 5 synonyms for the word



Happy

Starter - possible answers include:

Think of 5 synonyms for the word

Ecstatic

Upbeat

Merry

Gleeful



Delighted

Overjoyed


Cheerful

Glad

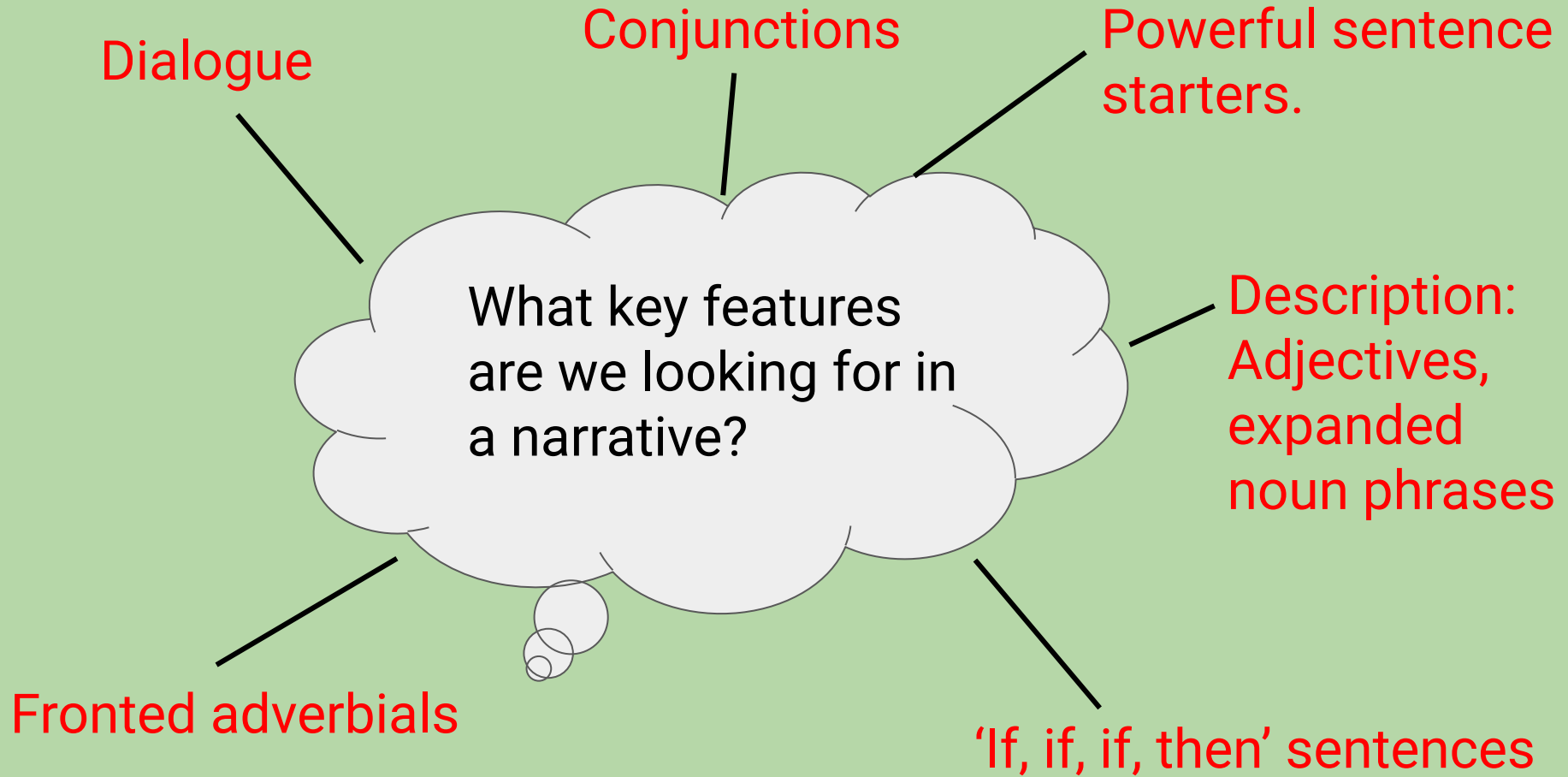
Elated

Tomorrow you will be writing your own mystery narrative!





What key features
are we looking for in
a narrative?



Today we are going to be looking at description and how we can improve this by using the 'show not tell' technique.



Let's look at an example!



How is this girl feeling?

Let's look at an example!



What is this girl doing?
She is feeling sad.

How do we know that she is feeling sad?



How do we know that she is feeling sad?



- She is crying
- Her eyes are red
- Her face is scrunched up
- She's looking down

If this character was in a book, there's two ways we could describe them.



We could tell the reader how she feels -

The girl is sad.

Or

We could *show* the reader how she feels -

The girl's eyes stung, as the hot tears swelled in her eyes. All of a sudden, she couldn't hide it anymore and she burst into tears.

Which description of the girl do you think is most interesting?

The girl is sad.

or

The girl's eyes stung, as the hot tears swelled in her eyes. All of a sudden, she couldn't hide it anymore and she burst into tears.



Which description of the girl do you think is most interesting?

The girl is sad.

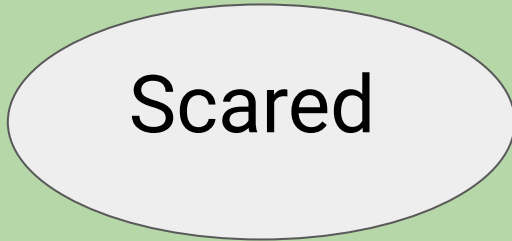
or



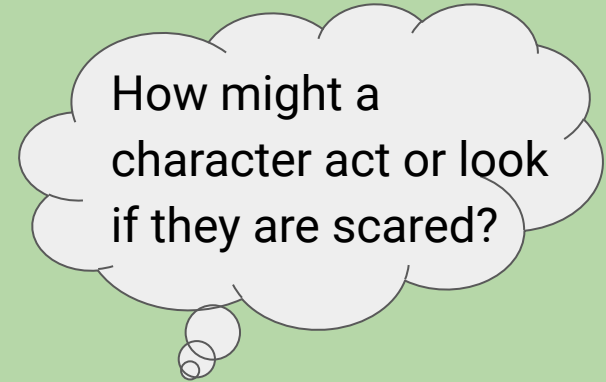
The girl's eyes stung, as the hot tears swelled in her eyes. All of a sudden, she couldn't hide it anymore and she burst into tears.

Rather than saying 'the girl was scared', we can think about how we can *show* the reader this.

Think of examples of how you might *show* the reader the character is scared.

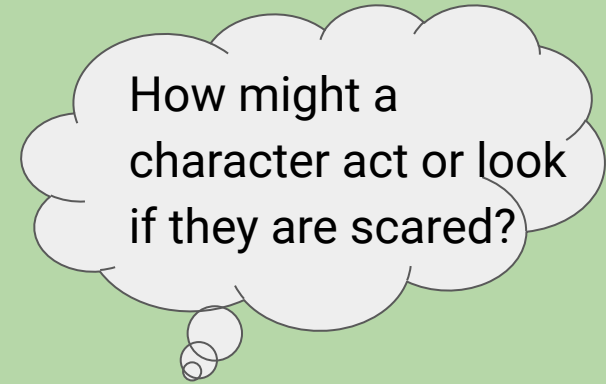
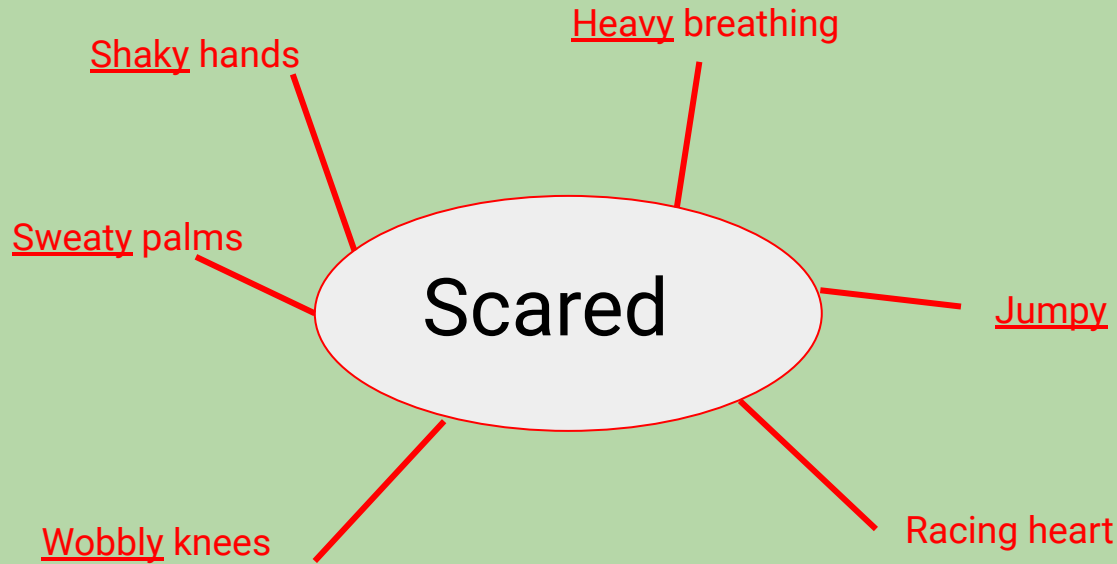


Scared



How might a character act or look if they are scared?

Rather than saying 'the girl was scared', we can think about how we can *show* the reader this.



Activity:

Red - Choose an emotion from the list. Like we did for sad and scared, create your own 'show me' examples.

Yellow - Choose an emotion from the list and create your own 'show me' examples. Use these to write 3 sentences to *show* the reader how they are feeling.

Green - Choose an emotion from the list and create your own 'show me' examples. Write a paragraph using these examples to *show* the reader how they are feeling. Remember the Year 4 success criteria - how many more of those skills can you put in your paragraph?