





Red: Fill in the story mountain, using the pictures to help you. You should write one sentence per section.

<p>Introduction</p> <ul style="list-style-type: none">• Introduce the main characters• Introduce the story setting	
<p>Build-Up</p> <ul style="list-style-type: none">• Develop the characters and the setting• The points that lead up to the conflict or climax (high point) in the story	
<p>Conflict/Climax</p> <ul style="list-style-type: none">• The conflict or climax in the story• How do the characters react?	
<p>Resolution</p> <ul style="list-style-type: none">• How the conflict is resolved and the ending to the story	

Yellow: Write a short summary for each point of the story mountain. You should write no more than two sentences.

Introduction <ul style="list-style-type: none">• Introduce the main characters• Introduce the story setting	
Build-Up <ul style="list-style-type: none">• Develop the characters and the setting• The points that lead up to the conflict or climax (high point) in the story	
Conflict/Climax <ul style="list-style-type: none">• The conflict or climax in the story• How do the characters react?	
Resolution <ul style="list-style-type: none">• How the conflict is resolved and the ending to the story	

Green: Write a summary of the video which is no more than 40 words. Make sure you only mention the main points.