

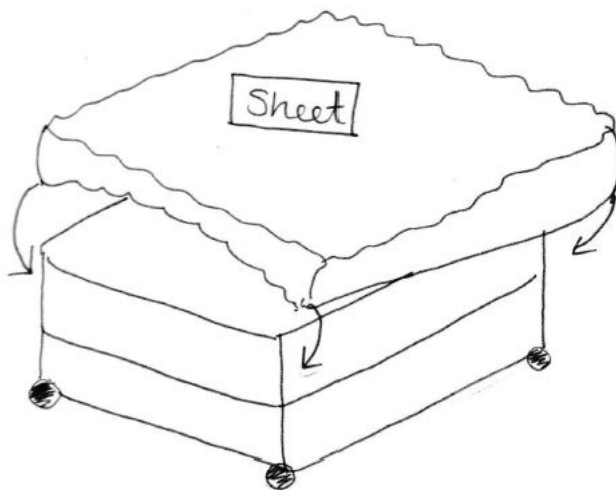
Task 1 (Red)

Look at the pictures and write a precise instruction for each image.

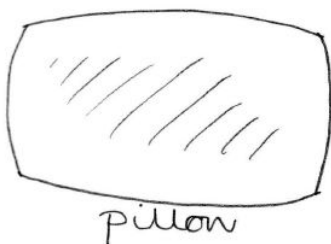
Make sure you use an adverbial of time, and an imperative verb.

E.g. **First**, **take** the sheet and **spread** it over the bed.

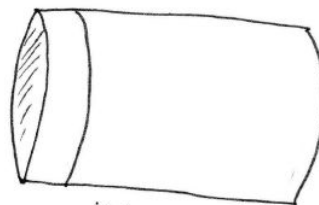
Adverbials of time	Imperative verbs
First Next Then After that When you have done that Finally	Spread Fold Stuff Place Cover Tuck



Step 1: F



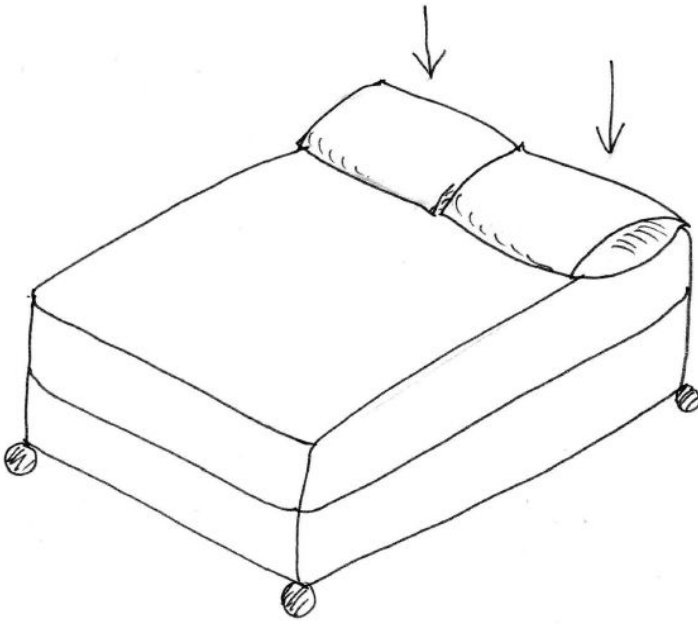
pillow



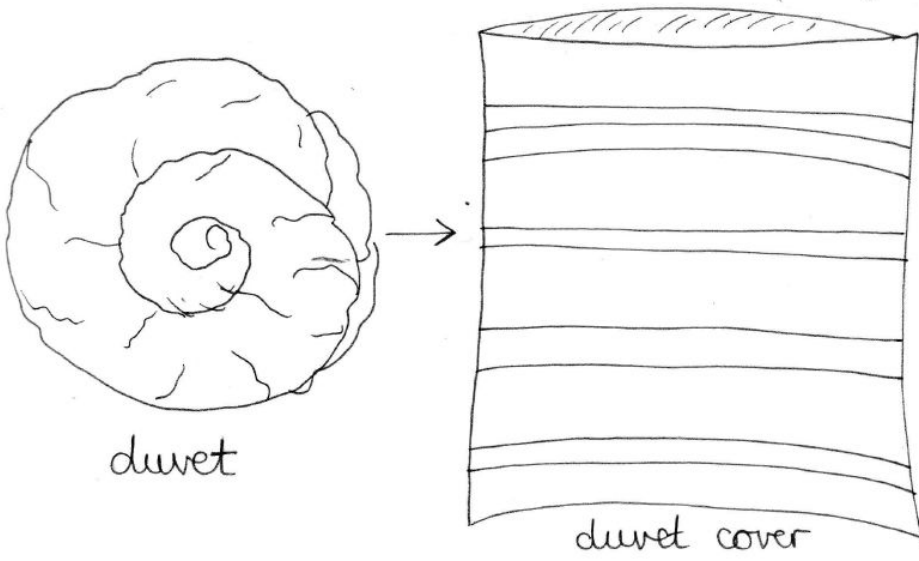
pillow case

Step 2:

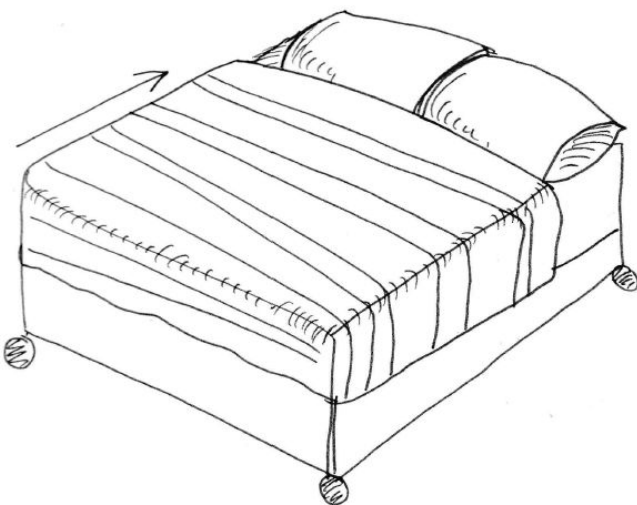
Step 3:



Step 4:



Step 5:



Task 2 (Yellow)

Write the step by step instructions for making a bed. Make sure your instructions are precise and that you include, **imperative verbs**, **adverbials of time and expanded noun phrases**.

Make sure you number each of the steps.

Examples of steps:

- Put the sheet on the bed
- Put the pillows in the cases
- Put the pillows on the bed
- Put the duvet inside the duvet cover
- Put the duvet on the bed.

Task 3 (Green)

Write the step by step instructions for making a bed. Make sure your instructions are precise and that you include an introduction, imperative verbs, adverbials of time and expanded noun phrases.

Make sure you number each of the steps.

Introduction starter:

Have you ever wondered....

When you have written your instructions, try them out on someone at home, and see if they can follow your instructions precisely.