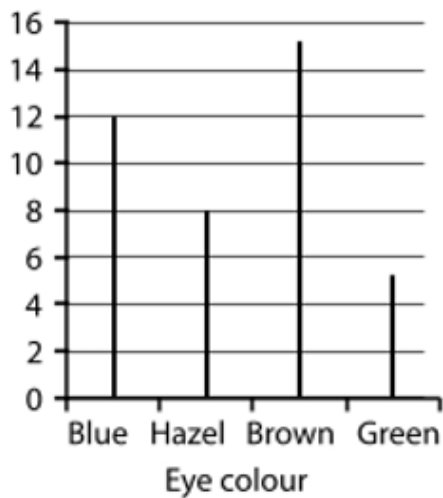


Eye colour of adults asked in school

Number of adults



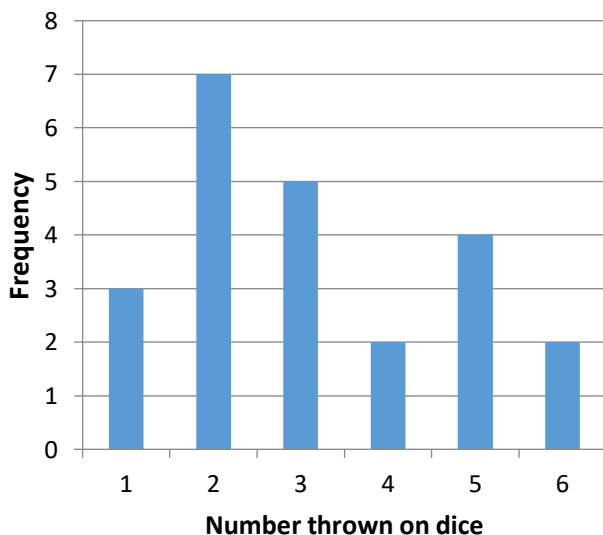
Fill in the blanks of the frequency table below to match the information from the bar line chart:

| Eye Colour | Tally Marks | Frequency |
|------------|-------------|-----------|
| Blue | | |
| Hazel | | |
| Brown | | |
| Green | | |
| Total | | |

How many adults were asked?

2 more adults with blue eyes were added to the data,
Would the most popular eye colour change?

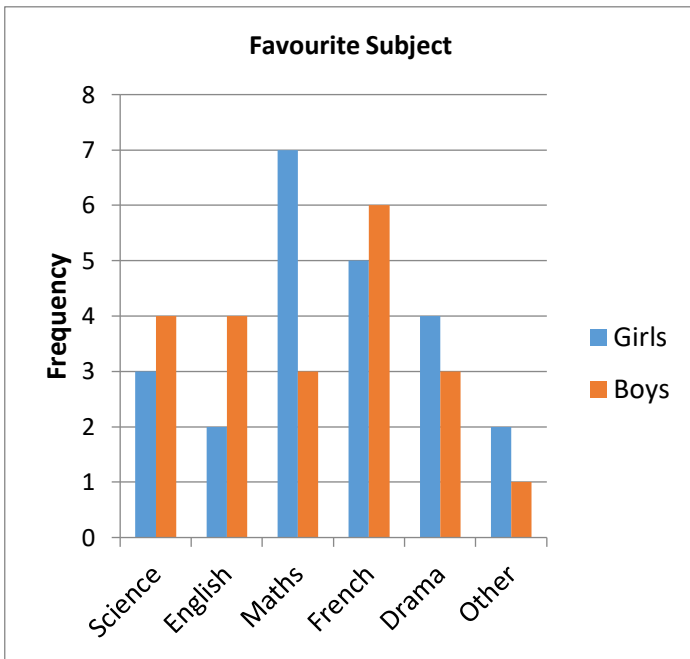
Throws of a Dice



Which number was thrown most often?

How many times was the dice thrown?

If you get a prize of 50p every time you throw a number **greater than 4**, how much money would you have after these throws?

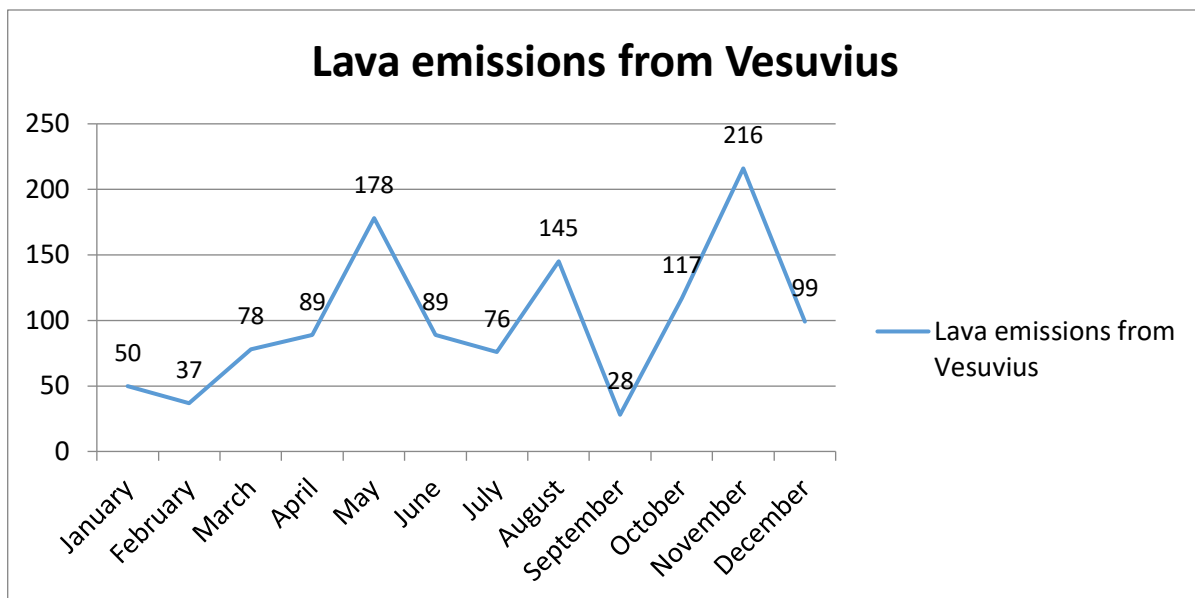


True or False

Girls' favourite subject is Maths.
 More boys than girls chose science.
 Maths is the most popular subject in the class.

How many girls are there?
 How many students chose 'other'?

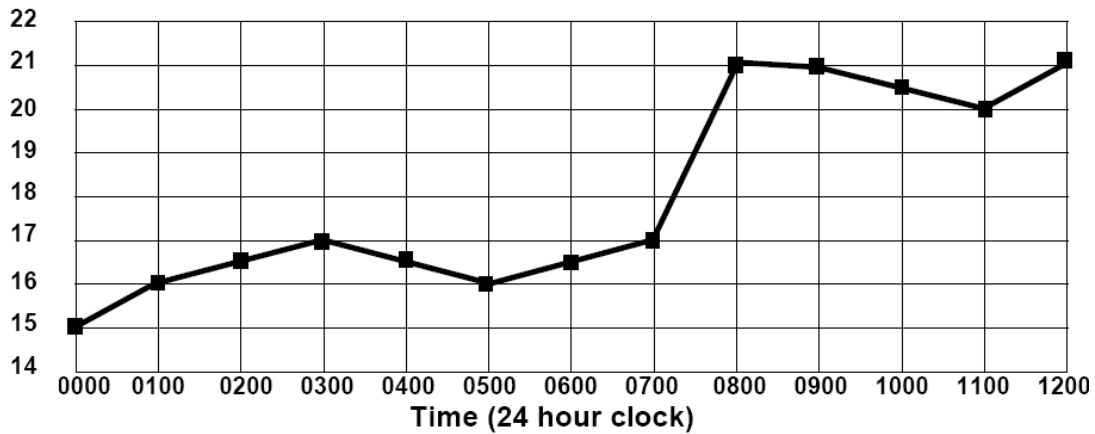
The below line graph shows the lava emissions from Vesuvius.



In which months did the volcano produce over 100l of lava?
 What is the total amount of lava produced in May and November?
 When is there the greatest rise in lava production?
 In which two months did the volcano produce the same amount of lava?
 What is the total amount of lava produced for the year?

Temp

Temperature in Monkwick School Hall



This graph shows the temperature in a room over twelve hours. Answer the questions below.

What was the lowest temperature recorded on the chart?

What was the temperature at 3 o'clock am?

What was the temperature at 11.00?

Which hour shows the biggest rise in temperature?

For how long was the temperature between 16 and 17 degrees?

Can you estimate the temperature at 07.30?

Can you estimate the temperature at 10.00?